

# PLANS BROCHURE





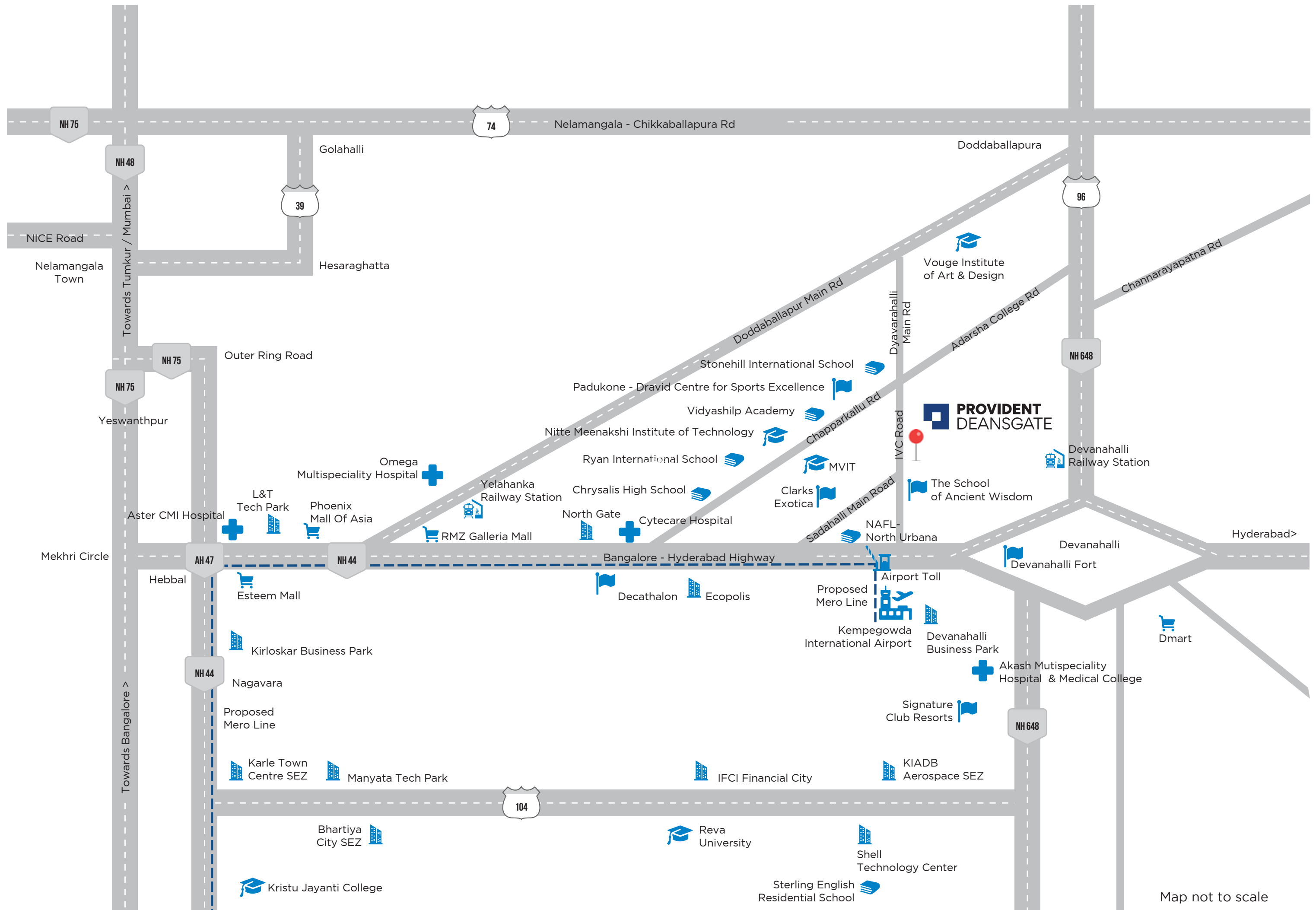
Artistic Impression





Artistic Impression





Map not to scale

# LOCATION HIGHLIGHTS

## COMMUTE

NH-44	05 Min
Doddaballapur Main Road	15 Min
Kempegowda International Airport	15 Min
Yehalanka Railway Station	30 Min

## HOSPITALS

Akash Multispeciality Hospital	15 Min
Cytecare Hospital	24 Min
Omega Multispeciality Hospital	35 Min
Aster CMI Hospital	35 Min

## SCHOOLS & COLLEGES

NAFL-North Urbana	12 Min
Stonehill International School	15 Min
MVIT	22 Min
Vidyashilp Academy	22 Min
Vogue Insitute of Art & Design	23 Min
Nitte Meenakshi Institute of Technology	25 Min
Chrysalis High School	25 Min
Sterling English School	25 Min
Reva Institute of Technology	30 Min

## CORPORATE


Prestige Tech Cloud Park	10 Min
Devanahalli Business Park	15 Min
Ecopolis	20 Min
North Gate	25 Min
KIADB SEZ	30 Min
L&T Tech Park	30 Min
Shell Technology Center	30 Min
L&T Tech Park	30 Min
Kirloskar Business Park	34 Min
Bhartiya City	34 Min
Manyata Tech Park	37 Min
Karle SEZ	38 Min

## ENTERTAINMENT

Clarks Exotica	13 Min
Decathlon	15 Min
Padukone-Draavid Sports Center	16 Min
D-Mart	20 Min
Signature Club Resorts	21 Min
RMZ Mall	35 Min
Phoenix Mall of Asia	35 Min



# MASTER PLAN



Artistic Impression





## LEGEND

- 01. ENTRANCE PORTAL
- 02. JOGGING TRACK
- 03. PET PARK CRICKET PRACTICE NET
- 04. CRICKET PRACTICE NET
- 05. SCULPTURE
- 06. FEATURE WALL
- 07. OUTDOOR GYM
- 08. PLAY LAWN WITH INFORMAL SEATING
- 09. AMPHITHEATRE WITH STAGE
- 10. ELDER'S PLAZA WITH SHADE STRUCTURE
- 11. VISITORS PARKING
- 12. MULTIPURPOSE LAWN WITH STAGE
- 13. CLOCK TOWER
- 14. CLUBHOUSE
- 15. KID'S POOL
- 16. MAIN POOL
- 17. LAP POOL
- 18. POOL LOUNGERS WITH SHADE STRUCTURE
- 19. GALLERY SEATING
- 20. MULTIPURPOSE COURT
- 21. MINI SOCCER
- 22. NATURE TRAIL WITH INFORMAL SEATING
- 23. CHILDREN'S PLAY AREA WITH TRAMPOLINE
- 24. PERGOLA
- 25. BUS PICKUP POINT
- 26. COBBLE STONE PATHWAY

## CLUB HOUSE AMENITIES


- 01. MULTIPURPOSE HALL
- 02. GYMNASIUM
- 03. SPORTS LOUNGE
- 04. TABLE TENNIS
- 05. INDOOR BADMINTON COURT
- 06. SQUASH COURT
- 07. BOWLING ALLEY
- 08. YOGA DECK





Artistic Impression





TYPICAL UNIT PLAN  
TYPE - 1



# TYPICAL UNIT PLAN - GARDEN TOWNHOUSE



Series 01

Saleable Area	~1949 Sq. Ft.
Carpet Area	~1294 Sq. Ft.
Private Garden	~682 Sq. Ft.

Artistic Impression

Furniture, fixtures or fittings shown in the floor plan are not standard and will not be provided in the townhouse. Areas mentioned herein are approximate and shall vary based on selected townhouse. Common areas/lobbies and window placement may vary based on selected floor. All plans are in accordance with the latest approved sanctioned plan and are subject to changes mandated by government authorities and/or applicable laws from time to time.



# TYPICAL UNIT PLAN - GARDEN TOWNHOUSE



Artistic Impression

Furniture, fixtures or fittings shown in the floor plan are not standard and will not be provided in the townhouse. Areas mentioned herein are approximate and shall vary based on selected townhouse. Common areas/lobbies and window placement may vary based on selected floor. All plans are in accordance with the latest approved sanctioned plan and are subject to changes mandated by government authorities and/or applicable laws from time to time.



# TYPICAL UNIT PLAN - TERRACE TOWNHOUSE



DUPLEX 1<sup>st</sup> FLOOR



DUPLEX 2<sup>nd</sup> FLOOR



Series 02

Saleable Area	~2179 Sq. Ft.
Carpet Area	~1435 Sq. Ft.
Private Terrace	~369 Sq. Ft.

Artistic Impression

Furniture, fixtures or fittings shown in the floor plan are not standard and will not be provided in the townhouse. Areas mentioned herein are approximate and shall vary based on selected townhouse. Common areas/lobbies and window placement may vary based on selected floor. All plans are in accordance with the latest approved sanctioned plan and are subject to changes mandated by government authorities and/or applicable laws from time to time.



# TYPICAL UNIT PLAN - TERRACE TOWNHOUSE



DUPLEX 1<sup>st</sup> FLOOR



DUPLEX 2<sup>nd</sup> FLOOR

## Artistic Impression

Furniture, fixtures or fittings shown in the floor plan are not standard and will not be provided in the townhouse. Areas mentioned herein are approximate and shall vary based on selected townhouse. Common areas/lobbies and window placement may vary based on selected floor. All plans are in accordance with the latest approved sanctioned plan and are subject to changes mandated by government authorities and/or applicable laws from time to time.



# TYPICAL UNIT PLAN - TERRACE TOWNHOUSE



DUPLEX 1<sup>st</sup> FLOOR



DUPLEX 2<sup>nd</sup> FLOOR



Series 03

Saleable Area	~2166 Sq. Ft.
Carpet Area	~1423 Sq. Ft.
Private Terrace	~402 Sq. Ft.

Artistic Impression

Furniture, fixtures or fittings shown in the floor plan are not standard and will not be provided in the townhouse. Areas mentioned herein are approximate and shall vary based on selected townhouse. Common areas/lobbies and window placement may vary based on selected floor. All plans are in accordance with the latest approved sanctioned plan and are subject to changes mandated by government authorities and/or applicable laws from time to time.



# TYPICAL UNIT PLAN - TERRACE TOWNHOUSE



DUPLEX 1<sup>st</sup> FLOOR



DUPLEX 2<sup>nd</sup> FLOOR

Artistic Impression


Furniture, fixtures or fittings shown in the floor plan are not standard and will not be provided in the townhouse. Areas mentioned herein are approximate and shall vary based on selected townhouse. Common areas/lobbies and window placement may vary based on selected floor. All plans are in accordance with the latest approved sanctioned plan and are subject to changes mandated by government authorities and/or applicable laws from time to time.





Artistic Impression





TYPICAL UNIT PLAN  
TYPE - 2



# TYPICAL UNIT PLAN - GARDEN TOWNHOUSE



Series 01

Saleable Area	~1927 Sq. Ft.
Carpet Area	~1211 Sq. Ft.
Private Garden	~784 Sq. Ft.

Artistic Impression

Furniture, fixtures or fittings shown in the floor plan are not standard and will not be provided in the townhouse. Areas mentioned herein are approximate and shall vary based on selected townhouse. Common areas/lobbies and window placement may vary based on selected floor. All plans are in accordance with the latest approved sanctioned plan and are subject to changes mandated by government authorities and/or applicable laws from time to time.



# TYPICAL UNIT PLAN - GARDEN TOWNHOUSE



Artistic Impression

Furniture, fixtures or fittings shown in the floor plan are not standard and will not be provided in the townhouse. Areas mentioned herein are approximate and shall vary based on selected townhouse. Common areas/lobbies and window placement may vary based on selected floor. All plans are in accordance with the latest approved sanctioned plan and are subject to changes mandated by government authorities and/or applicable laws from time to time.



# TYPICAL UNIT PLAN - TERRACE TOWNHOUSE



DUPLEX 1<sup>st</sup> FLOOR



DUPLEX 2<sup>nd</sup> FLOOR



Series 02

Saleable Area	~2111 Sq. Ft.
Carpet Area	~1381 Sq. Ft.
Private Terrace	~407 Sq. Ft.

Artistic Impression

Furniture, fixtures or fittings shown in the floor plan are not standard and will not be provided in the townhouse. Areas mentioned herein are approximate and shall vary based on selected townhouse. Common areas/lobbies and window placement may vary based on selected floor. All plans are in accordance with the latest approved sanctioned plan and are subject to changes mandated by government authorities and/or applicable laws from time to time.



# TYPICAL UNIT PLAN - TERRACE TOWNHOUSE



DUPLEX 1<sup>st</sup> FLOOR

DUPLEX 2<sup>nd</sup> FLOOR

Artistic Impression

Furniture, fixtures or fittings shown in the floor plan are not standard and will not be provided in the townhouse. Areas mentioned herein are approximate and shall vary based on selected townhouse. Common areas/lobbies and window placement may vary based on selected floor. All plans are in accordance with the latest approved sanctioned plan and are subject to changes mandated by government authorities and/or applicable laws from time to time.



# TYPICAL UNIT PLAN - TERRACE TOWNHOUSE



DUPLEX 1<sup>st</sup> FLOOR



DUPLEX 2<sup>nd</sup> FLOOR



Series 03

Saleable Area	~2117 Sq. Ft.
Carpet Area	~1325 Sq. Ft.
Private Terrace	~438 Sq. Ft.

Artistic Impression

Furniture, fixtures or fittings shown in the floor plan are not standard and will not be provided in the townhouse. Areas mentioned herein are approximate and shall vary based on selected townhouse. Common areas/lobbies and window placement may vary based on selected floor. All plans are in accordance with the latest approved sanctioned plan and are subject to changes mandated by government authorities and/or applicable laws from time to time.



# TYPICAL UNIT PLAN - TERRACE TOWNHOUSE



DUPLEX 1<sup>st</sup> FLOOR



DUPLEX 2<sup>nd</sup> FLOOR

Artistic Impression


Furniture, fixtures or fittings shown in the floor plan are not standard and will not be provided in the townhouse. Areas mentioned herein are approximate and shall vary based on selected townhouse. Common areas/lobbies and window placement may vary based on selected floor. All plans are in accordance with the latest approved sanctioned plan and are subject to changes mandated by government authorities and/or applicable laws from time to time.





Artistic Impression





TYPICAL UNIT PLAN  
TYPE - 3



# TYPICAL UNIT PLAN - GARDEN TOWNHOUSE



Series 01

Saleable Area	~1949 Sq. Ft.
Carpet Area	~1294 Sq. Ft.
Private Garden	~705 Sq. Ft.

Artistic Impression

Furniture, fixtures or fittings shown in the floor plan are not standard and will not be provided in the townhouse. Areas mentioned herein are approximate and shall vary based on selected townhouse. Common areas/lobbies and window placement may vary based on selected floor. All plans are in accordance with the latest approved sanctioned plan and are subject to changes mandated by government authorities and/or applicable laws from time to time.



# TYPICAL UNIT PLAN - GARDEN TOWNHOUSE



Artistic Impression

Furniture, fixtures or fittings shown in the floor plan are not standard and will not be provided in the townhouse. Areas mentioned herein are approximate and shall vary based on selected townhouse. Common areas/lobbies and window placement may vary based on selected floor. All plans are in accordance with the latest approved sanctioned plan and are subject to changes mandated by government authorities and/or applicable laws from time to time.



# TYPICAL UNIT PLAN - TERRACE TOWNHOUSE



DUPLEX 1<sup>st</sup> FLOOR



DUPLEX 2<sup>nd</sup> FLOOR



## Series 02

Saleable Area	~2173 Sq. Ft.
Carpet Area	~1423 Sq. Ft.
Private Terrace	~402 Sq. Ft.

### Artistic Impression

Furniture, fixtures or fittings shown in the floor plan are not standard and will not be provided in the townhouse. Areas mentioned herein are approximate and shall vary based on selected townhouse. Common areas/lobbies and window placement may vary based on selected floor. All plans are in accordance with the latest approved sanctioned plan and are subject to changes mandated by government authorities and/or applicable laws from time to time.



# TYPICAL UNIT PLAN - TERRACE TOWNHOUSE



DUPLEX 1<sup>st</sup> FLOOR



DUPLEX 2<sup>nd</sup> FLOOR

Artistic Impression

Furniture, fixtures or fittings shown in the floor plan are not standard and will not be provided in the townhouse. Areas mentioned herein are approximate and shall vary based on selected townhouse. Common areas/lobbies and window placement may vary based on selected floor. All plans are in accordance with the latest approved sanctioned plan and are subject to changes mandated by government authorities and/or applicable laws from time to time.



# TYPICAL UNIT PLAN - TERRACE TOWNHOUSE



DUPLEX 1<sup>st</sup> FLOOR



DUPLEX 2<sup>nd</sup> FLOOR



Series 03

Saleable Area	~2166 Sq. Ft.
Carpet Area	~1435 Sq. Ft.
Private Terrace	~369 Sq. Ft.

Artistic Impression

Furniture, fixtures or fittings shown in the floor plan are not standard and will not be provided in the townhouse. Areas mentioned herein are approximate and shall vary based on selected townhouse. Common areas/lobbies and window placement may vary based on selected floor. All plans are in accordance with the latest approved sanctioned plan and are subject to changes mandated by government authorities and/or applicable laws from time to time.



# TYPICAL UNIT PLAN - TERRACE TOWNHOUSE



DUPLEX 1<sup>st</sup> FLOOR



DUPLEX 2<sup>nd</sup> FLOOR

Artistic Impression

Furniture, fixtures or fittings shown in the floor plan are not standard and will not be provided in the townhouse. Areas mentioned herein are approximate and shall vary based on selected townhouse. Common areas/lobbies and window placement may vary based on selected floor. All plans are in accordance with the latest approved sanctioned plan and are subject to changes mandated by government authorities and/or applicable laws from time to time.











Artistic Impression



# PHASE - 1 KEY PLAN



Block Type	Color Code	Series
Type 1		02
		03
Type 2		02
		03
Type 3		02
		03





Artistic Impression





Artistic Impression





**PROVIDENT  
DEANSGATE**

IVC ROAD, BENGALURU

PRM/KA/RERA/1250/303/PR/041123/006373  
For more information: <https://rera.karnataka.gov.in/>

 **1860 258 4444**  [www.providenthousing.com](http://www.providenthousing.com)

 [sales@providenthousing.com](mailto:sales@providenthousing.com)

Changes may be made during the development and standard fittings and specifications are subject to change with notice. Standard fittings and finishes are subject to availability and vendor discretion, The interiors shown in the brochure are not standard and will not be provided as part of an townhouse. The information contained herein is believed to be true but not guaranteed. The colors of the building are indicative. This is a reference document intended only to provide general information and does not constitute an offer or contract. Customers are encouraged to carry out their own due diligence, including but not limited to a review of the agreement to sell and payment terms and conditions prior to submission of booking documents.

The images used in the brochure are indicative of style only. The photographs of the interiors, surrounding views, and location are for representational purposes only and may have been digitally enhanced or altered and do not represent actual views or surrounding views. Floor plans and unit plans are in accordance with the last approved sanctioned plan and may be subject to change mandated by government authorities and/or applicable law.